



KEDIA ADVISORY

DAILY COTTON REPORT

3 Jan 2025

- **COTTON**
- **COCUDAKL**
- **KAPAS**
- **COTWASOIL**

Kedia Stock & Commodities Research Pvt. Ltd.

Research Advisory | White Labelling | Digital Marketing



Cotton Complex

Commodity	Expiry	Open	High	Low	Close	% Change
COTTONCANDY	31-Jan-25	54520.00	54520.00	54360.00	54440.00	0.20
COCUDA KL	20-Jan-25	2,702.00	2,723.00	2,700.00	2,715.00	0.26
COCUDA KL	20-Feb-25	2,727.00	2,754.00	2,727.00	2,745.00	0.26
KAPAS	30-Apr-25	1,500.00	1,511.00	1,499.00	1,508.50	0.60
COTWASOIL	20-Jan-25	0.00	0.00	0.00	1,202.90	-0.41

International Rates

Commodity	Price	Open	High	Low	% Chg
US COTTON	68.50	68.47	68.51	68.37	-0.04
ZCE COTTON	13475.00	13410.00	13520.00	13410.00	0.11
ZCE COTTON YARN	18705.00	18705.00	18705.00	18705.00	0.00

Cottoncandy prices rose by 0.2% to ₹54,440, supported by increasing cotton yarn demand from garment industries and robust export orders. Global cotton production for 2024-25 is projected at 117.4 million bales, with higher outputs from India and Argentina. However, a 43% decline in kapas arrivals in Punjab, Haryana, and Rajasthan till November 30 compared to last year has raised supply concerns. Farmers are holding back produce, anticipating better prices, which has led to raw material shortages for ginners and spinners, particularly in Punjab. India's cotton consumption for 2024-25 remains steady at 313 lakh bales, while pressing estimates are unchanged at 302.25 lakh bales. Cotton imports for 2024-25 are projected to increase to 25 lakh bales, a significant rise from 15.20 lakh bales last year, with about 9 lakh bales arriving at Indian ports by November 30. The closing stock for 2024-25 is expected to decline to 26.44 lakh bales, down from 30.19 lakh bales the previous year. On the global front, U.S. cotton production is revised higher to 14.3 million bales, while world production is up 1.2 million bales due to larger crops in India, Argentina, and Brazil. Consumption forecasts have increased by 570,000 bales, driven by India, Pakistan, and Vietnam, while world trade and ending stocks also see slight increases. The market witnessed fresh buying, with open interest rising by 1.07% to 377 contracts. Cottoncandy prices are supported at ₹54,360, with further support at ₹54,280. Resistance is seen at ₹54,520, and a breach above could push prices to ₹54,600.

Spot Rates

Commodity	Location	Price	% Chg
29 mm Cotton	राजकोट	25,745.25	-0.07
29 mm Cotton	कादी	25,815.50	0.18

Open Interest Snapshot

Commodity	Expiry	% Change	% Oi Change	Oi Status
COTTONCANDY	31-Jan-25	0.20	1.07	Fresh Buying

Technical Chart



BUY COTTONCANDY JAN @ 54200 SL 54000 TGT 54400-54600. MCX

Trading Levels

Commodity	Expiry	Close	R2	R1	PP	S1	S2
COTTONCANDY	31-Jan-25	54440.00	54600.00	54520.00	54440.00	54360.00	54280.00

Spot Rates

Commodity	Location	Price	% Chg
Cotton Seed Oilcake	आकोला	2,704.30	0
Cotton Seed Oilcake	कादी	2,690.90	0.17

Open Interest Snapshot

Commodity	Expiry	% Change	% Oi Change	Oi Status
COCUDAKL	20-Jan-25	0.26	-2.92	Short Covering
COCUDAKL	20-Feb-25	0.26	14.75	Fresh Buying

Technical Chart



BUY COCUDAKL JAN @ 2700 SL 2660 TGT 2740-2770. NCDEX

Trading Levels

Commodity	Expiry	Close	R2	R1	PP	S1	S2
COCUDAKL	20-Jan-25	2,715.00	2736.00	2713.00	2713.00	2703.00	2690.00
COCUDAKL	20-Feb-25	2,745.00	2769.00	2742.00	2742.00	2730.00	2715.00

Spot Rates

Commodity	Location	Price	% Chg
Kapas	राजकोट	1,405.60	-0.02
Kapas	कादी	1,419.85	-0.34

Open Interest Snapshot

Commodity	Expiry	% Change	% Oi Change	Oi Status
KAPAS	30-Apr-25	0.60	1.13	Fresh Buying

Technical Chart



BUY KAPAS APR @ 1500 SL 1485 TGT 1515-1525. NCDEX

Trading Levels

Commodity	Expiry	Close	R2	R1	PP	S1	S2
KAPAS	30-Apr-25	1,508.50	1518.00	1513.00	1506.00	1501.00	1494.00

Spot Rates

Commodity	Location	Price	% Chg
Cotton Wash Oil - Kadi	कादी	1,198.65	0.14

Open Interest Snapshot

Commodity	Expiry	% Change	% Oi Change	Oi Status
COTWASOIL	20-Jan-25	-0.41	0.00	Long Liquidation

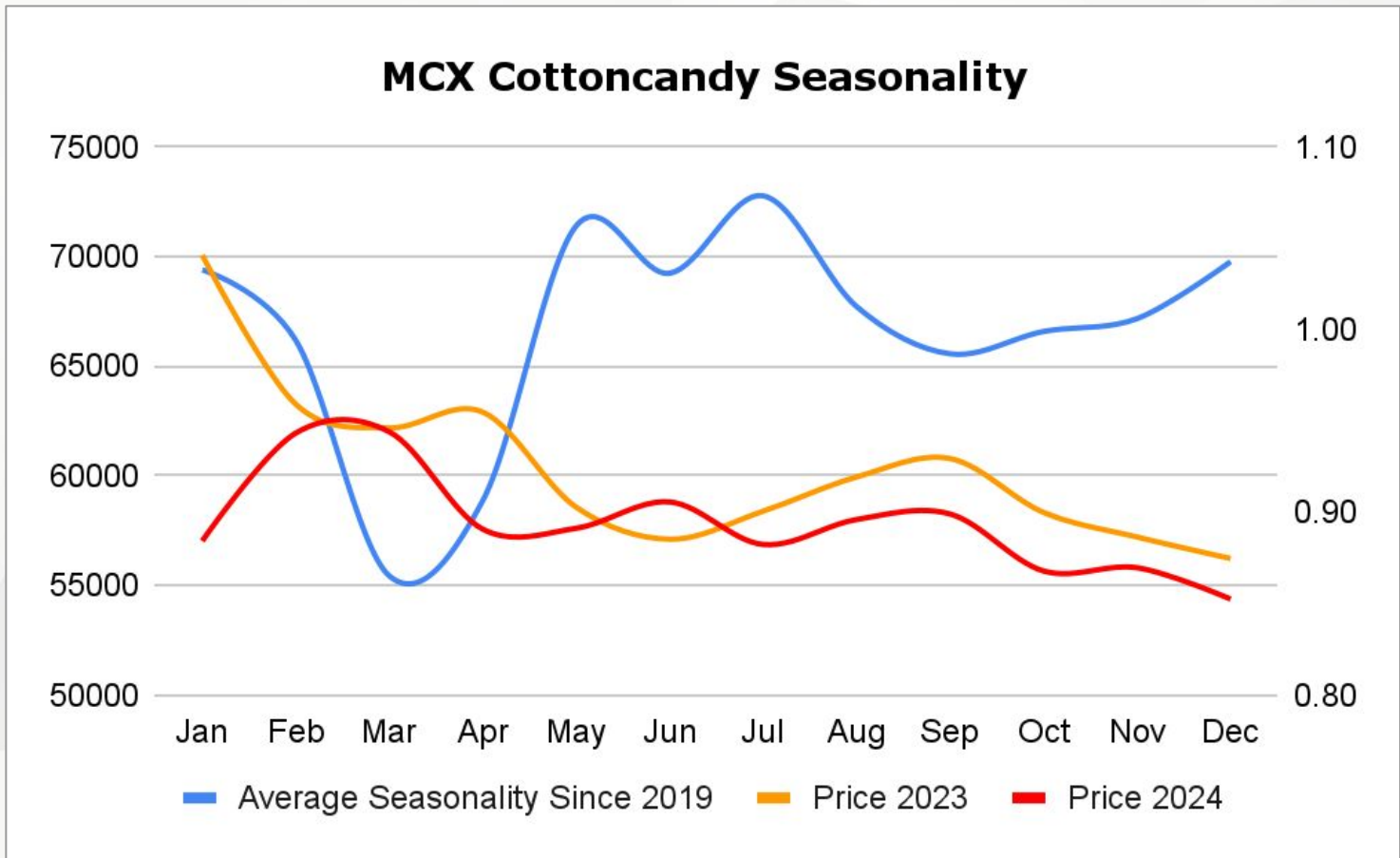
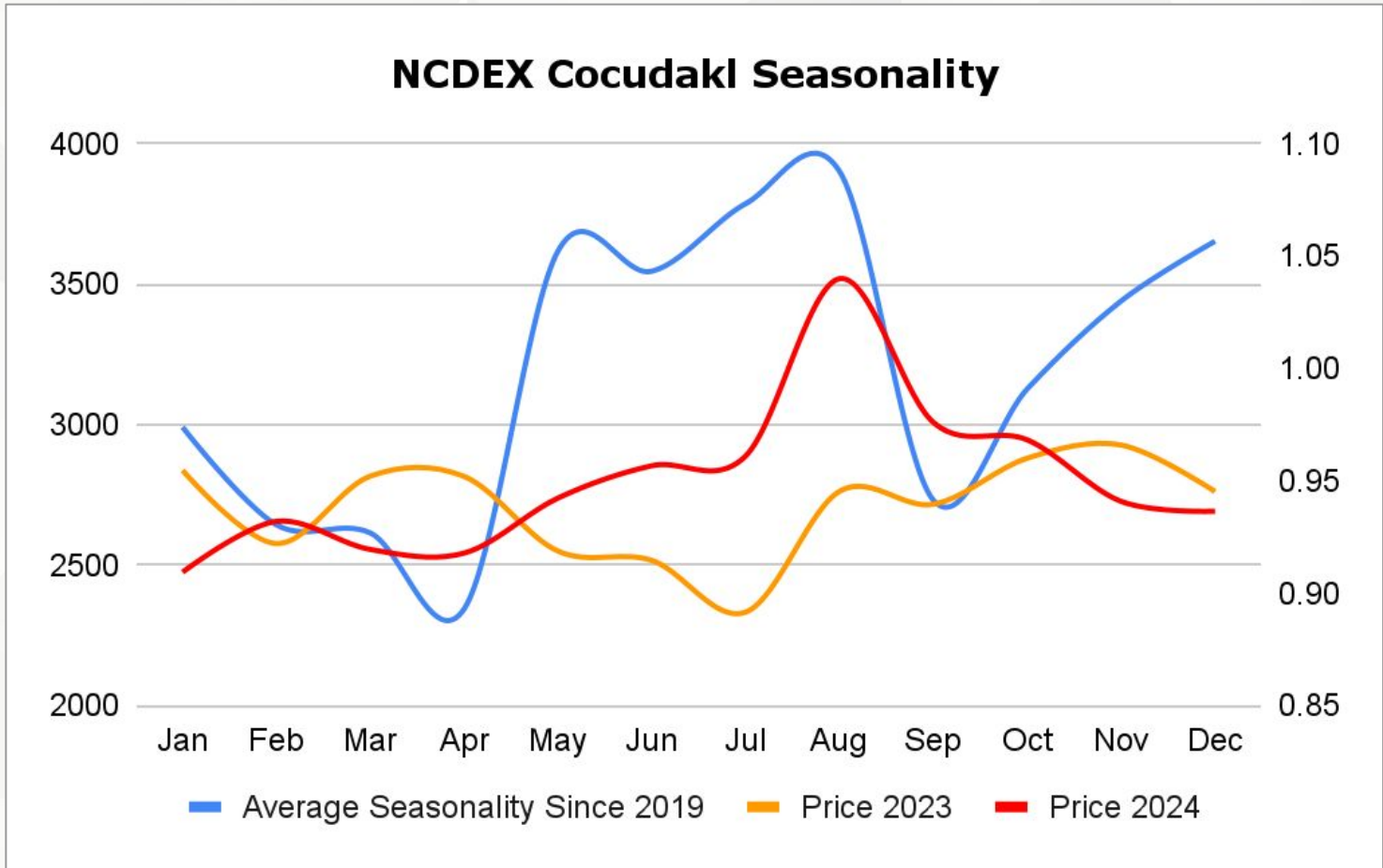
Technical Chart




SELL COTWASOIL JAN @ 1210 SL 1220 TGT 1200-1190. NCDEX

Trading Levels

Commodity	Expiry	Close	R2	R1	PP	S1	S2
COTWASOIL	20-Jan-25	1,202.90	400.00	800.00	400.00	800.00	400.00





DISCLAIMER

KEDIA ADVISORY

This Report is prepared and distributed by Kedia Stocks & Commodities Research Pvt Ltd. Our SEBI REGISTRATION NUMBER - INH000006156. for information purposes only. The recommendations, if any, made herein are expressions of views and/or opinions and should not be deemed or construed to be neither advice for the purpose of purchase or sale through KSCRPL nor any solicitation or offering of any investment /trading opportunity. These information/opinions/ views are not meant to serve as a professional investment guide for the readers. No action is solicited based upon the information provided herein. Recipients of this Report should rely on information/data arising out of their own investigations. Readers are advised to seek independent professional advice and arrive at an informed trading/investment decision before executing any trades or making any investments. This Report has been prepared on the basis of publicly available information, internally developed data and other sources believed by KSCRPL to be reliable. KSCRPL or its directors, employees, affiliates or representatives do not assume any responsibility for or warrant the accuracy, completeness, adequacy and reliability of such information/opinions/ views. While due care has been taken to ensure that the disclosures and opinions given are fair and reasonable, none of the directors, employees, affiliates or representatives of KSCRPL shall be liable for any direct, indirect, special, incidental, consequential, punitive or exemplary damages, including lost profits arising in any way whatsoever from the information/opinions/views contained in this Report. The possession, circulation and/or distribution of this Report may be restricted or regulated in certain jurisdictions by appropriate laws. No action has been or will be taken by KSCRPL in any jurisdiction (other than India), where any action for such purpose (s) is required. Accordingly, this Report shall not be possessed, circulated and/ or distributed in any such country or jurisdiction unless such action is in compliance with all applicable laws and regulations of such country or jurisdiction. KSCRPL requires such a recipient to inform himself about and to observe any restrictions at his own expense, without any liability to KSCRPL. Any dispute arising out of this Report shall be subject to the exclusive jurisdiction of the Courts in India.

KEDIA ADVISORY

KEDIA STOCKS & COMMODITIES RESEARCH PVT LTD

Mumbai, India

SEBI REGISTRATION NUMBER - INH000006156

For more details, please contact: +91 93234 06035 / 96195 51022

Email: info@kediaadvisory.com

Regd.Off.: 1, 2, 3 & 4, 1st Floor, Tulip Bldg, Flower Valley Complex, Khadakpada Circle,
Kalyan-(W), Mumbai-421301